



50Ω TERMINATED 3 GHz SMA N/O S.P.12T. SWITCH

OPTIONS /BCD DECODER /SUPP.DIODES

R F CHARACTERISTICS

NUMBER OF WAYS : 12
 FREQUENCY RANGE : 0 - 3 GHz
 IMPEDANCE : 50 Ohms

FREQUENCY (GHz)	0 - 3
V.S.W.R <=	1.20
INSERT. LOSS <=	0.20 dB
ISOLATION >=	80 dB
AVER. POWER (*)	120 W

TERMINATION IMPEDANCE : 50 Ohms
 TERMINATION AVG. POWER AT 25° C : 1 W per termination
 3 W total power

ELECTRICAL CHARACTERISTICS

ACTUATOR : NORMALLY OPEN
 NOMINAL CURRENT AT 25° C (±10%) : 250 mA
 ACTUATOR VOLTAGE (Vcc) : 12V (10.2 to 13V) / NEGATIVE COMMON
 TERMINALS : 44 pins D-SUB male connector
 BCD INPUTS (E) - High level : 3.5 to 5.5V / 800µA at 5V
 - Low level : 0 to 1.5V / 20µA at 0.8V

MECHANICAL CHARACTERISTICS

CONNECTORS : SMA female per MIL-C 39012
 LIFE : 2.000.000 cycles per position
 SWITCHING TIME (nominal voltage;25° C) : < 15 ms
 CONSTRUCTION : splashproof
 WEIGHT : < 400 g

ENVIRONMENTAL CHARACTERISTICS

OPERATING TEMPERATURE RANGE (°C) : -40 , +85
 STORAGE TEMPERATURE RANGE (°C) : -55 , +85

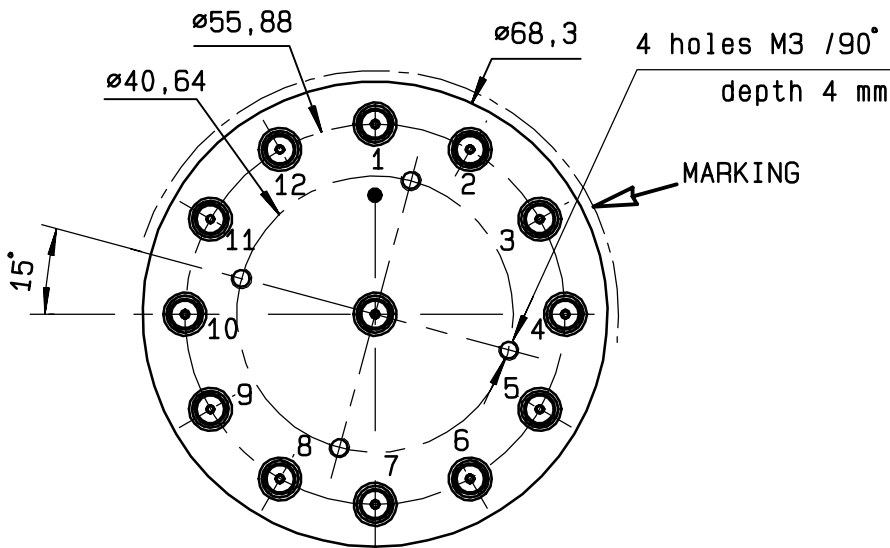
(* : average power at 25° C per RF path)

This information is given as an indication. In the continual goal to improve our products, we reserve the right to make any modifications judged necessary

DRAWING

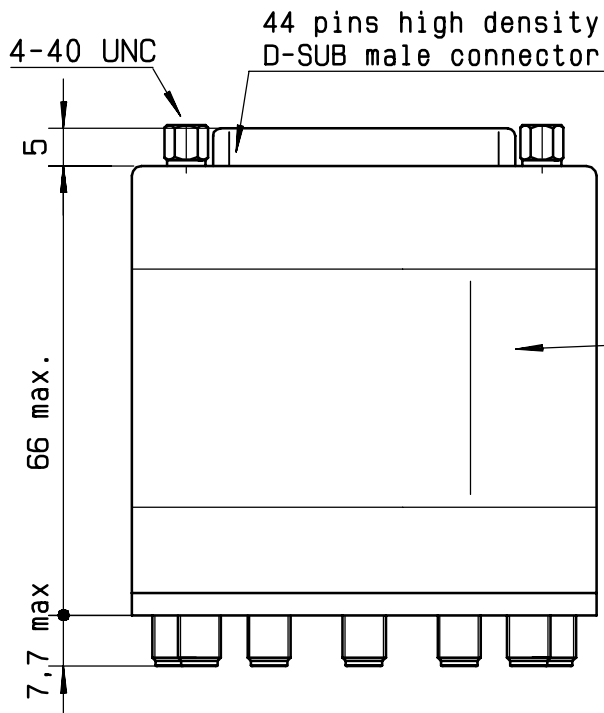
General tolerance: ± 0,5 mm

R574 302285

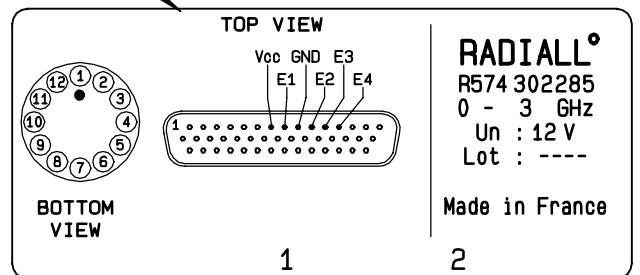


BCD TRUTH TABLE

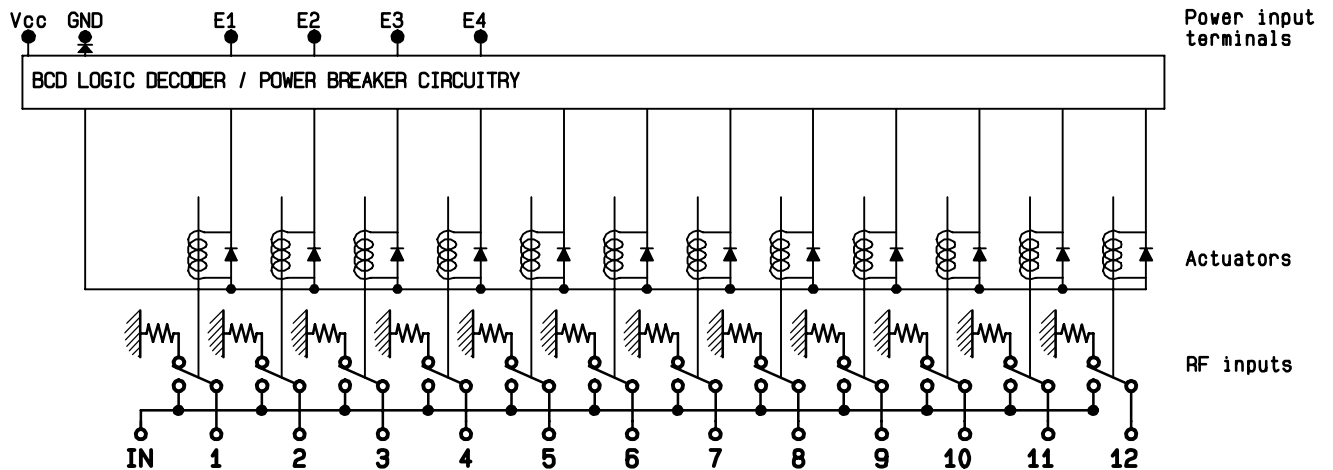
E4	E3	E2	E1	RF continuity
0	0	0	0	LAST SELECTED POS
1	1	1	1	ALL PORTS OPEN
0	0	0	1	IN ↔ 1
0	0	1	0	IN ↔ 2
0	0	1	1	IN ↔ 3
0	1	0	0	IN ↔ 4
0	1	0	1	IN ↔ 5
0	1	1	0	IN ↔ 6
0	1	1	1	IN ↔ 7
1	0	0	0	IN ↔ 8
1	0	0	1	IN ↔ 9
1	0	1	0	IN ↔ 10
1	0	1	1	IN ↔ 11
1	1	0	0	IN ↔ 12



MARKING TOP VIEW (TERMINALS)



SCHEMATIC DIAGRAM



This information is given as an indication. In the continual goal to improve our products, we reserve the right to make any modifications judged necessary

4113-9212